

Here is how you can find your Ticketmaster Sport e-ticketing account:

- [www.eticketing.co.uk/imps](http://www.eticketing.co.uk/imps)
- or via the website [www.weareimps.com](http://www.weareimps.com) select tickets then buy tickets online

## Supporter Activation



To buy and to renew season/match tickets and memberships you will need to have an activated account.

- Select 'Activate it now ' from the Sign in box in the top right corner of the page.

The screenshot displays the Lincoln City Football Club website. At the top left, there is a 'Back to main site' link and the club's logo. The main header features the club name 'Lincoln City Football Club' and navigation links for 'Match tickets' and 'Ticketing Information'. On the right side, a 'Sign in' modal is open, containing a form with fields for 'E-Mail Address' (with placeholder 'user.name@email.com') and 'Password'. Below the form are links for 'Forgot your login details?' and a 'SIGN IN' button. At the bottom of the modal, there are two options: 'Not registered? Create an online account now' and 'Have an existing account? **Activate it now**', with the latter highlighted by a yellow border. Below the sign-in modal, a large banner image shows a crowd of fans waving red and white flags. Overlaid on the bottom left of this banner is a grey box with the text 'ACTIVATE ACCOUNT' and 'Activate your account'. On the bottom right of the banner is a red button with the text 'CLICK HERE' and a right-pointing arrow.

- Enter your Lincoln City FC Supporter number and surname and select the find my account button. If you are unsure of your supporter number, please email [tickets@theredimps.com](mailto:tickets@theredimps.com) and a member of the team will provide you with your allocated account number.

Back to main site SIGN IN

 **Lincoln City**  
Football Club  BASKET

Match tickets ▾ Ticketing Information ▾

Activate Season Ticket Account

---



Supporter Number

Surname

**FIND MY ACCOUNT**

- *Please note if your account is already active you will receive the following error message. Please click on 'forgotten password' This will send a reset password email (valid for 4 hours). Please check junk/spam/deleted folders if you are unable to locate the email in the inbox.*

Back to main site SIGN IN REGISTER

 **Lincoln City**  
Football Club **ONLINE TICKET OFFICE**  BASKET

Match tickets ▾ Ticketing Information ▾

**!** There are errors on the page  
Your account is already active. Please use **forgot password** to retrieve your details from your e-mail address.

Activate Season Ticket Account

---

Supporter Number

Surname

**FIND MY ACCOUNT**

- Verify the details and change where applicable. Fields that are mandatory are marked with a \*.

Personal Information

First and Middle Initial

Forename\*

Surname\*

Date of Birth\*

Gender\*  Male  
 Female

- Your activation is now complete, and you will be returned to the home page where you will be logged into your account.
- All accounts must be activated on an individual basis.
- Although the same email address can be used for all accounts each require a different password. However, if you forget your password for one account it may cause future problems and for this reason, ***we suggest you have an alternative email address for each account.***

The screenshot shows the Lincoln City Football Club website. The header is red with the club's logo and name. Navigation links include 'Back to main site', 'Hi test', 'My Account', 'Match tickets', and 'Ticketing Information'. A 'BASKET' icon is visible. The main content area features a large image of fans waving flags. Below the image, the text 'ACTIVATE ACCOUNT' is displayed, followed by 'Activate your account' and a red 'CLICK HERE' button with a right-pointing arrow. On the right side, a sidebar contains the text 'Hello test' and 'Notifications (0)' with an envelope icon.

***NOTE: This process only needs to be completed once.***